

### NSW at a glance

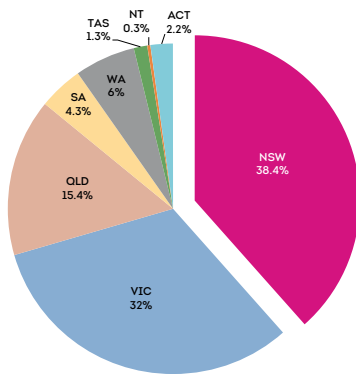
#### INTERNATIONAL STUDENT NUMBERS

**264,778** international students  
in **NSW**



**12% more** students  
than in **2017**

NSW has the lion's share of  
international student enrolments in  
**Australia**

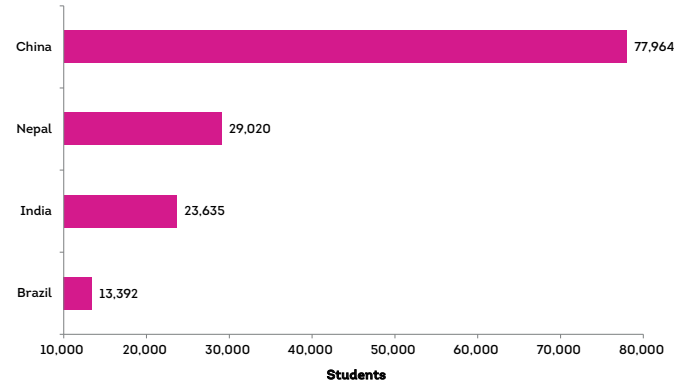


Department of Education Data December 2018

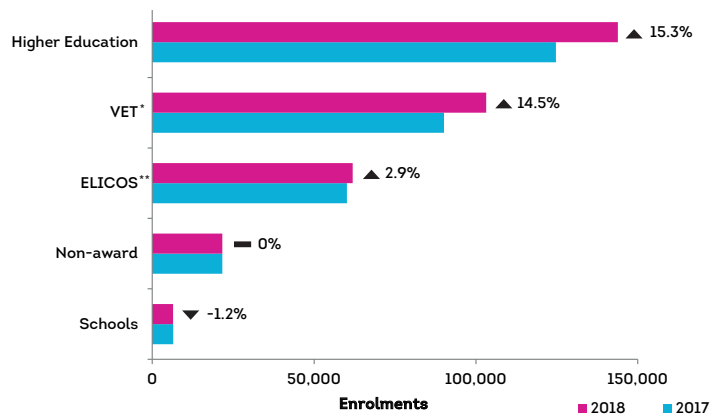
\*Vocational education and training (VET)

\*\*English language intensive courses for overseas students (ELICOS)

#### TOP NATIONALITIES



#### ENROLMENTS BY SECTOR



### Economic value

International education supported  
**95,692 jobs** in **NSW** and **247,454 jobs**  
in **Australia**



Worth **\$32.4 billion** to the  
**Australian** economy and  
**\$12.18 billion** to the **NSW**  
economy in **2017-18**

Department of Education Research Snapshot December 2018 & March 2019

### Edtech sector in Sydney<sup>1</sup>

More than **130**  
edtech companies<sup>2</sup>

**\$15m** in funding (2017)  
▲ **275%** since 2015<sup>2</sup>

The **Sydney Startup Hub** is the largest hub in  
the southern hemisphere  
**2,500** residents,  
**17,000m<sup>2</sup>**, **11 floors<sup>2</sup>**

### Enrolments outside of Sydney

Most popular study destinations  
outside of Sydney:



**Illawarra - 8,809**



**Newcastle & Lake Macquarie - 6,145**



**Richmond/Tweed - 1,601**

<sup>1</sup>Edtech stands for educational technology

<sup>2</sup>Navitas Ventures 2018 Project Ecosystem report

## Higher education (HE)

**143,834** enrolments in higher education (HE) courses in NSW<sup>1</sup>



**15.3%** increase in enrolments in NSW from 2017<sup>1</sup>



**8 in 10** students would recommend HE in NSW<sup>2</sup>

**9 in 10** students satisfied with their HE experience<sup>2</sup>



## Vocational education & training (VET)

**103,161** enrolments in VET courses in NSW<sup>1</sup>



**14.5%** increase in enrolments in NSW from 2017<sup>1</sup>



**8 in 10** students would recommend VET in NSW<sup>2</sup>

**9 in 10** students satisfied with their VET experience<sup>2</sup>



## English language courses (ELICOS)

**61,887** enrolments in ELICOS courses in NSW<sup>1</sup>



**2.9%** increase in enrolments in NSW from 2017<sup>1</sup>



**100%** satisfied with the career advice from academic staff<sup>2</sup>

**9 in 10** students satisfied with their ELICOS experience<sup>2</sup>



## Schools

**6,394** enrolments in schools in NSW<sup>1</sup>



**1.2%** decrease in enrolments in NSW from 2017<sup>1</sup>



Each year, **25%** of international students in NSW schools appear on the HSC honour roll<sup>3</sup>

**8 in 10** students satisfied with their school experience<sup>2</sup>



<sup>1</sup>Department of Education Data December 2018

<sup>2</sup>i-graduate International Student Barometer NSW State Report 2018

<sup>3</sup>DE International Student Guide 2018-19